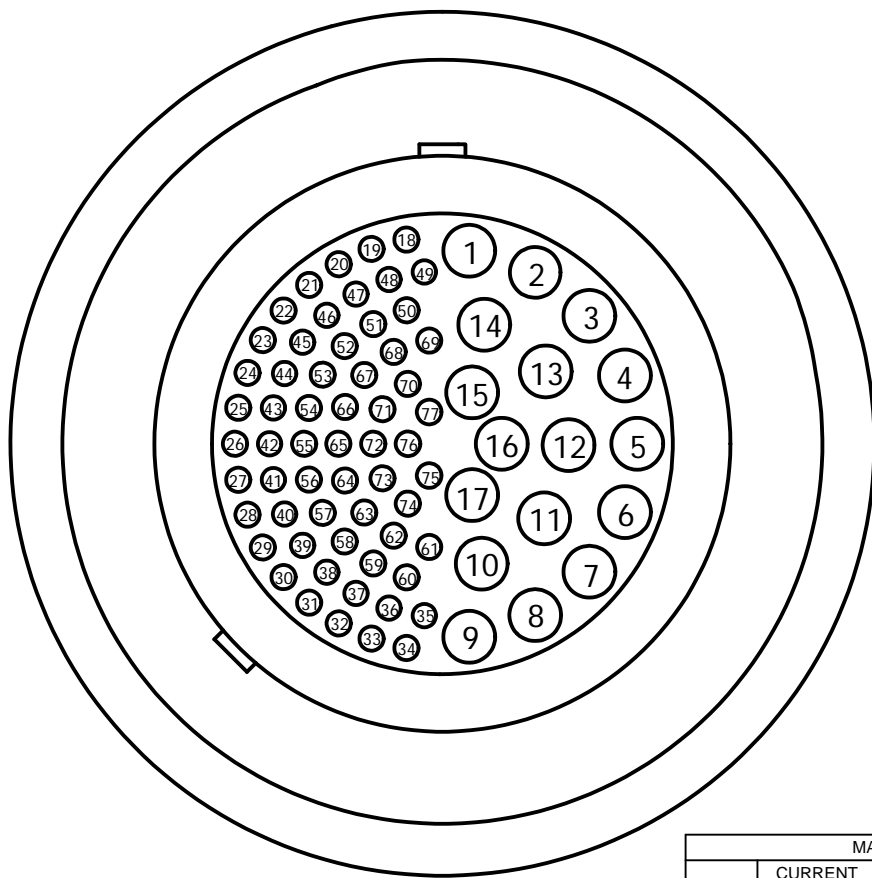


PIN CONFIGURATION AND WIRING DATA SHEET

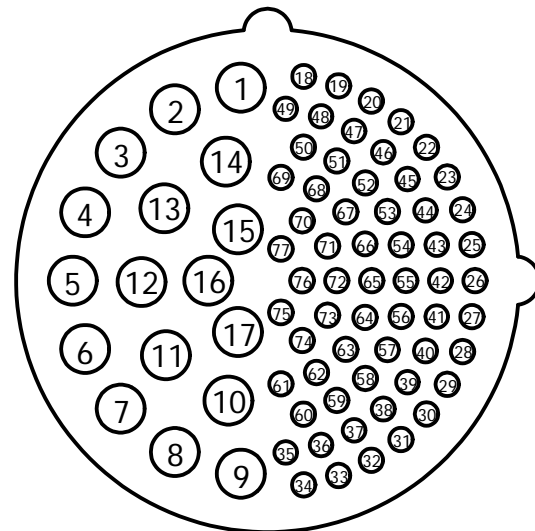
3R CABLE PLUG

17-16 & 60-22

3R-PIS-77




FACE VIEW


 REAR VIEW
(INSERT)

MAXIMUM			
	CURRENT	VOLTAGE	WIRE SIZE
#16	12A	500 V	14 AWG
#22	2A	500 V	22 AWG

NO.	DESCRIPTION	WIRE	CURRENT	VOLTAGE	NO.	DESCRIPTION	WIRE	CURRENT	VOLTAGE
1					11				
2					12				
3					13				
4					14				
5					15				
6					16				
7					17				
8					18				
9					19				
10					20				





PROJECT


CONNECTOR

LOCATION

PIN CONFIGURATION AND WIRING DATA SHEET
3R CABLE PLUG
17-16 & 60-22

3R-PIS-77

NO.	DESCRIPTION	WIRE	CURRENT	VOLTAGE	NO.	DESCRIPTION	WIRE	CURRENT	VOLTAGE
21					46				
22					47				
23					48				
24					49				
25					50				
26					51				
27					52				
28					53				
29					54				
30					55				
31					56				
32					57				
33					58				
34					59				
35					60				
36					61				
37					62				
38					63				
39					64				
40					65				
41					66				
42					67				
43					68				
44					69				
45					70				



BIRNS, INC. 1720 Fiske Place Oxnard, California 93033-1863
T: (805) 487-5393 F: (805) 487-0427 Toll-Free 1.888.BIRNS.88
NRC 10CFR50, App B Compliant ISO 9001:2008-Certified
www.birns.com



PROJECT

CONNECTOR

LOCATION

PIN CONFIGURATION AND WIRING DATA SHEET
3R CABLE PLUG
17-16 & 60-22

3R-PIS-77

NO.	DESCRIPTION	WIRE	CURRENT	VOLTAGE	NO.	DESCRIPTION	WIRE	CURRENT	VOLTAGE
71									
72									
73									
74									
75									
76									
77									

